



**MAINTENANCE
CLEANING
AND
WARRANTY**

NOW CARPETS USA INC
174 FIFTH AVENUE, SUITE 503
NEW YORK, NY 10010 (USA)
Tlf : 646 583 2949

www.nowcarpets.com
now@nowcarpets.com



MAINTENANCE

Here are some recommendations for a first cleaning your carpet. However, our most valuable advice is to always charge cleaning and care of your carpets in the hands of professionals


Maintenance

We protect our carpets by treating them with Scotchgard™, which helps repel and clean stains.



We produce our carpets using the best fibres but they require certain care to guarantee a longer life:

- Vacuum the carpet regularly at medium power and always in the direction of the pile.
- Never use the brush attachment as it will damage the wool strands.
- Vacuum clean without rubbing so that any surplus fibres or fluff disappear.
- Check that the vacuum cleaner bag is clean.
- We recommend rotating the carpet to ensure that normal wear occurs uniformly.
- Do not use chemical products or dry clean the carpet as this will damage its colours.
- Every so often take the carpet to a specialized carpet-cleaning establishment.



CLEANING

Begin with step 1, if the stain remains then proceed to the next step. Always test the following stain removal solutions in an inconspicuous area first to make sure they won't damage your carpet.

How To Remove Ball Point Pen Ink From Carpet

- 1). Use a dry cleaning solvent such as Carbona or Energine. Dry cleaning solvent should never be used on polyester.
 - 2). Use Alcohol or methylated spirits mineral turpentine.
 - 3). Use a detergent solution. Mix one teaspoon of clear dish washing liquid with one cup of warm water. Make sure the water is not hot.
- If you do get ink onto your carpet you need to deal with it immediately. The ink can set into a stain very quickly making it even more difficult to remove.

How To Remove Barbeque Sauce From Carpet


- 1). Use a detergent solution by mixing one teaspoon of clear dish washing liquid with one cup of water.
- 2). Create an ammonia solution by mixing one tablespoon of clear household ammonia (3% solution) with 1/2 cup water. (WARNING: Never mix ammonia with chlorine bleach as it will create extremely hazardous fumes!)

How To Remove Beer From Carpet

- 1). Soak the area liberally with cold water. Blot dry with paper towels. Re-soak and re-dry area until the beer has been removed from the carpet.
- 2). Mix 1/2 teaspoon non-bleaching dish washing detergent (without lanolin or bleach) with one cup of warm water.
- 3). Mix 1/3 cup of white vinegar with two thirds cup of water.
- 4). Use a dry cleaning solvent such as Carbona or Energine. Dry cleaning solvent should never be used on polyester.

How To Remove Blood From Carpet

- 1). Soak the area liberally with cold water. Blot dry with paper towels. Re-soak and re-dry area until the blood has been removed from the carpet.
- 2). Use a detergent solution. Mix one teaspoon of clear dish washing liquid with one cup of warm water. Make sure the water is not hot.



How To Remove Butter From Carpet

- 1).First, remove as much of the butter as possible by gently scraping with a blunt knife or old credit card.
- 2).Use a dry cleaning solvent such as Carbona or Energine. Dry cleaning solvent should never be used on polyester.
- 3).Use a detergent solution. Mix one teaspoon of clear dish washing liquid with one cup of warm water. Make sure the water is not hot.

How To Remove Chewing Gum From Carpet

- 1).Place a handful of ice cubes in a plastic zip lock bag. Rest bag on chewing gum until frozen. Shatter gum and then pick or scrape it off. Vacuum up residue.
- 2).Use a dry cleaning solvent such as Carbona or Energine. Dry cleaning solvent should never be used on polyester.

How To Remove Chocolate From Carpet


- 1).Use a detergent solution. Mix one teaspoon of clear dish washing liquid with one cup of warm water. Make sure the water is not hot.
- 2).Create an ammonia solution by mixing one tablespoon of clear household ammonia (3% solution) with 1/2 cup water. (WARNING: Never mix ammonia with chlorine bleach as it will create extremely hazardous fumes!)
- 3).Create a vinegar solution by mixing 1/3 cup of white vinegar with 2/3 cup water.

How To Remove Coffee From Carpet

- 1).Soak the area liberally with cold water. Blot dry with paper towels. Re-soak and re-dry area until the coffee has been removed from the carpet.
- 2).Use a detergent solution by mixing one teaspoon of clear dish washing liquid with one cup of warm water. Make sure the water is not hot.
- 3).Use a dry cleaning solvent such as Carbona or Energine. Dry cleaning solvent should never be used on polyester.

How To Remove Cooking Oil From Carpet

- 1).Use a dry cleaning solvent such as Carbona or Energine. Dry cleaning solvent should never be used on polyester.
- 2).Use a detergent solution by mixing one teaspoon of clear dish washing liquid with one cup of warm water. Make sure the water is not hot.



How To Remove Cream From Carpet

- 1).Use a detergent solution by mixing one teaspoon of clear dish washing liquid with one cup of warm water. Make sure the water is not hot.
- 2).Use a dry cleaning solvent such as Carbona or Energine. Dry cleaning solvent should never be used on polyester.

How To Remove Hair Dye From Carpet

- 1).Pour two cups of warm water (not hot) into a container with a tablespoon of white vinegar, and a tablespoon of clear dish washing detergent.
- 2).Using two cups of warm water (not hot), mix in one tablespoon of clear household ammonia and one teaspoon of a clear dish washing detergent (Make sure there is NO bleach in it). (WARNING: Never mix ammonia with chlorine bleach as it will create extremely hazardous fumes!)

How To Remove Egg From Carpet


Use a detergent solution by mixing one teaspoon of clear dish washing liquid with one cup of warm water. Make sure the water is not hot.

How To Remove Feces From Carpet

- 1).Use a detergent solution by mixing one teaspoon of clear dish washing liquid with one cup of warm water. Make sure the water is not hot.
- 2).Mix 1/3 cup of white vinegar with two thirds cup of water.

How To Remove Gasoline From Carpet

- 1).Cover the stain with baking soda or kitty litter.
- 2).Use a dry cleaning solvent. Be sure to purchase a product that can be safely used on gasoline. Dry cleaning solvents should never be used on polyester
- 3).Use a detergent solution by mixing one teaspoon of clear dish washing liquid with one cup of warm water. Make sure the water is not hot.



How To Remove Glue From Carpet

- 1).Use a detergent solution by mixing one teaspoon of clear dish washing liquid with one cup of warm water. Make sure the water is not hot.
- 2).Use an ammonia solution. Mix one tablespoon of clear household ammonia (3% solution) with 1/2 cup of water. (WARNING: Never mix ammonia with chlorine bleach as it will create extremely hazardous fumes!)
- 3).If you're dealing with glue that is already dried, you may have to end up trimming the fibers. If in a highly visible area, you may want to consult a professional carpet cleaner.

How To Remove Grape Juice From Carpet

- 1).Soak the area liberally with cold water. Blot dry with paper towels. Re-soak and re-dry area until the juice has been removed from the carpet.
- 2). Use a detergent solution. Mix one teaspoon of clear dish washing liquid with one cup of warm water. Make sure the water is not hot.

How To Remove Grease From Carpet


- 1).Liberally sprinkle baking soda over the stain and let stand for 10 minutes. Vacuum the powder up.
- 2).Use a dry cleaning solvent. Dry cleaning solvent should never be used on polyester.
- 3).Mix ½ teaspoon of clear dish washing detergent, 1 ½ teaspoons white vinegar, and one cup of warm water, not hot. Use a towel or sponge to blot the liquid onto the stain. Remove with cold water. Blot dry.

How To Remove Ketchup From Carpet

- 1).Soak the area liberally with warm water (not hot). Blot dry with paper towels. Re-soak and re-dry area until the gravy has been removed from the carpet.
- 2).Use a detergent solution by mixing one teaspoon of clear dish washing liquid with one cup of warm water. Make sure the water is not hot.

How To Remove Lipstick From Carpet

- 1).Use a dry cleaning solvent such as Carbona or Energine. Dry cleaning solvent should never be used on polyester.
- 2).Use a detergent solution by mixing one teaspoon of clear dish washing liquid with one cup of warm water. Make sure the water is not hot.



How To Remove Milk From Carpet

- 1). Soak the area liberally with warm water (not hot). Blot dry with paper towels. Re-soak and re-dry area until the milk has been removed from the carpet.
- 2). Use a dry cleaning solvent such as Carbona or Energine. Dry cleaning solvent should never be used on polyester.
- 3). Use a detergent solution by mixing one teaspoon of clear dish washing liquid with one cup of warm water. Make sure the water is not hot.

How To Remove Mud From Carpet

Use a detergent solution by mixing one teaspoon of clear dish washing liquid with one cup of warm water. Make sure the water is not hot.

How To Remove Nail Polish From Carpet

- 1). Use an acetone based clear nail polish remover.
- 2). Use a dry cleaning solvent such as Carbona or Energine. Dry cleaning solvent should never be used on polyester

How To Remove Salsa From Carpet

- 1). Use a detergent solution by mixing one teaspoon of clear dish washing liquid with one cup of warm water. Make sure the water is not hot.
- 2). Mix together 1 tablespoon of white vinegar with 2 cups of warm water. Make sure water is not hot.

How To Remove Shoe Polish From Carpet

- 1). Use a dry cleaning solvent such as Carbona or Energine. Dry cleaning solvent should never be used on polyester.
- 2). Use a detergent solution. Mix one teaspoon of clear dish washing liquid with one cup of warm water. Make sure the water is not hot.



WARRANTY



NOW Carpets. guarantees that the manufacture of its carpets is carried out according to the most stringent manufacturing standards and also guarantees the non-use of child labour.

NOW Carpets is an active member of the Rugmark Association which combats child exploitation.

NOW Carpets guarantees its carpets in accordance with Act 23/2003 of 10th July 2003. The guarantee of our carpets is two years.

The guarantee does not cover deficiencies caused by negligence, misuse, chemical cleaning products, etc.